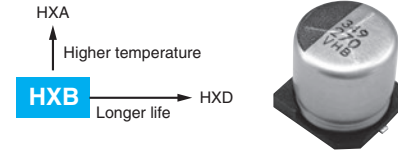


HXB Series

- High reliability and high voltage are realized by hybrid electrolyte
- Endurance with ripple current : 5,000 hours at 105°C
- For high reliability applications.
(Automotive equipment, Base station equipment, etc.)
- RoHS2 Compliant
- Halogen Free
- AEC-Q200 compliant : Please contact Chemi-Con for more details, test data, information.

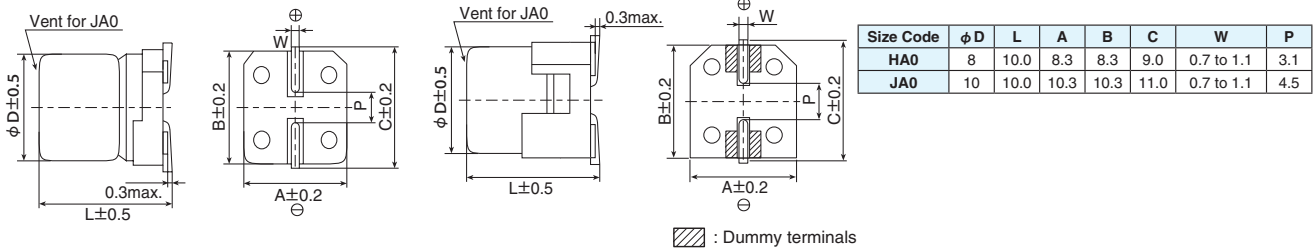


SPECIFICATIONS

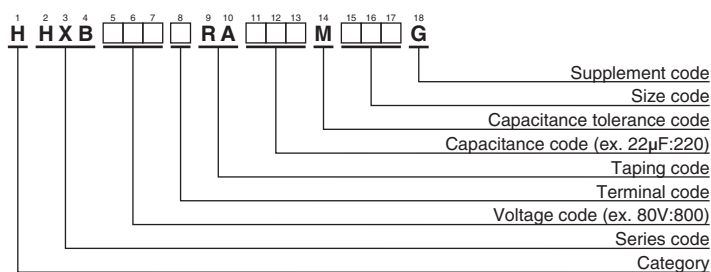
Items	Characteristics
Category Temperature Range	-55 to +105°C
Rated Voltage Range	80V _{dc}
Capacitance Tolerance	±20% (M) (at 20°C, 120Hz)
Leakage Current	I=0.01CV or 3μA, whichever is greater Where, I : Max. leakage current (μA), C: Nominal capacitance(μF), V : Rated voltage(V) (at 20°C after 2 minutes)
Dissipation Factor (tan δ)	Rated voltage(V _{dc}) 80V
	tan δ (Max.) 0.08 (at 20°C, 120Hz)
Low Temperature Characteristics (Max. Impedance Ratio)	Z(-25°C)/Z(+20°C) ≤ 1.5 Z(-55°C)/Z(+20°C) ≤ 2.0 (at 100kHz)
Endurance	The following specifications shall be satisfied when the capacitors are restored to 20°C after subjected to DC voltage with the rated ripple current is applied (the peak voltage shall not exceed the rated voltage) for 5,000 hours at 105 °C.
	Capacitance change ≤ ±30% of the initial value
	D.F. (tan δ) ≤ 200% of the initial specified value
	ESR ≤ 200% of the initial specified value
	Leakage current ≤ The initial specified value
Shelf Life	The following specifications shall be satisfied when the capacitors are restored to 20°C after exposing them for 1,000 hours at 105 °C without voltage applied. Before the measurement, the capacitor shall be preconditioned by applying voltage according to item 4.1 of JIS C 5101-4.
	Capacitance change ≤ ±30% of the initial value
	D.F. (tan δ) ≤ 200% of the initial specified value
	ESR ≤ 200% of the initial specified value
	Leakage current ≤ The initial specified value

DIMENSIONS [mm]

- Terminal Code : A
- Size code : HA0 and JA0
- Terminal Code : G (Vibration resistant structure)
- Size code : HA0 and JA0



PART NUMBERING SYSTEM



Please refer to "Product code guide (conductive polymer hybrid type)"

MARKING



- Rated voltage symbol

Rated voltage (V _{dc})	Symbol
80	K



HXB Series

◆STANDARD RATINGS

WV (V _{dc})	Cap (μF)	Size code	ESR (mΩ max./20°C, 100kHz)	Rated ripple current (mA _{rms} /105°C, 100kHz)	Part No.
80	22	HA0	45	1,600	HHXB800□RA220MHA0G
	39	JA0	35	1,700	HHXB800□RA390MJA0G

□ : Enter the appropriate terminal code.

◆RATED RIPPLE CURRENT MULTIPLIERS

●Frequency Multipliers

Capacitance(μF)	Frequency(Hz)							
	120	1k	5k	10k	20k	30k	100k to 500k	
22	0.07	0.30	0.50	0.60	0.70	0.75	1.00	
39	0.10	0.40	0.60	0.70	0.80	0.80	1.00	